

Power is in Portfolio



Imagine if all your chess pieces were Queens!

Nippon India Large Cap Fund

(An open ended equity scheme predominantly investing in large cap stocks)

Power your portfolio with Nippon India Large Cap Fund which endeavours to invest into well - established large companies. These are typically leaders in their respective fields and have strong financials, vast experience and robust management.

Invest in Nippon India Large Cap Fund today!

Contact your Mutual Fund Distributor | Customer Care: 1860 266 0111[#], 91-22-69259696[#] (For investors outside India) | Visit mf.nipponindiaim.com

This product is suitable for investors who are seeking*

- Long term capital growth.
- Investment predominantly into equity and equity related instruments of large cap companies

*Investors should consult their financial advisors if in doubt about whether the product is suitable for them.

Nippon India Large Cap Fund



Investors understand that their principal will be at Very High risk

S&P BSE 100 TRI



Benchmark Riskometer is at Very High risk

[#] Charges applicable.

Scheme Details

Inception Date	8th Aug 2007
Month end AUM as on April 30, 2024	Rs. 26,137.65 Crs
Scheme Type	An open ended equity scheme predominantly investing in large cap stocks
Investment Objective	<p>The primary investment objective of the scheme is to seek to generate long term capital appreciation by investing predominantly into equity and equity related instruments of large cap companies. The secondary objective is to generate consistent returns by investing in debt, money market securities, REITs and InvITs.</p> <p>However, there can be no assurance that the investment objective of the Scheme will be realized</p>
Benchmark	S&P BSE 100 TRI
Fund Manager	Sailesh Raj Bhan, Ashutosh Bhargava(Co-Fund Manager)
Entry Load	<p>Nil</p> <ul style="list-style-type: none"> 1% if redeemed or switched out on or before completion of 7 days from the date of allotment of units. Nil, thereafter.

Current Investment Philosophy

- Nippon India Large Cap Fund invests predominantly in stocks of top 100 companies by full market capitalization.
- Large cap stocks endeavours to provide stability & liquidity to the portfolio.
- It endeavours to invest in leaders or potential leaders with established business models & sustainable free cash flows.
- It endeavours to invest in growth companies at a reasonable valuation & relatively better return on equity.
- The fund is focused on key themes like:
 - **Consolidators** across segments like Banking, Telecom, Out of home consumption etc as these leaders are expected to witness significant improvement in profitability & market share on weakened competition, adoption of newer technologies etc.
 - **Manufacturing** is at the cusp of a strong revival supported by optimistic growth outlook (Domestic & Global), Production Linked Incentives (PLI) and lower taxation.
 - **Structural secular** growth opportunities in India where there is significant under-penetration like Insurance.

Why Invest

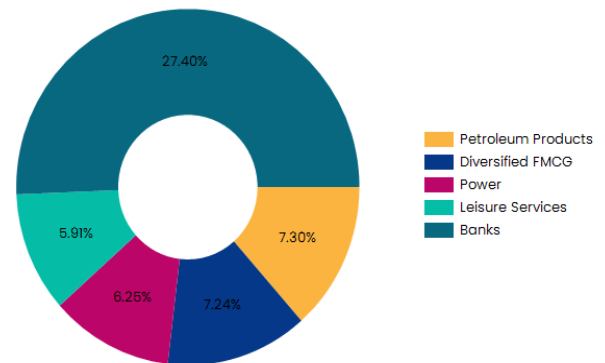
- Investments in established businesses – market leaders with tactical exposure to sustainable alpha creators
- The fund has a balanced portfolio with optimal allocation across cyclical oriented themes and secular themes..

Top 10 Stock Holdings: As on April 30, 2024

Stocks	Allocation (%)
HDFC Bank Limited	9.31
Reliance Industries Limited	7.30
ICICI Bank Limited	6.47
State Bank of India	6.04
ITC Limited	5.84
Axis Bank Limited	4.46
Larsen & Toubro Limited	3.71
Infosys Limited	3.32
Tata Power Company Limited	3.27
Bajaj Finance Limited	3.02

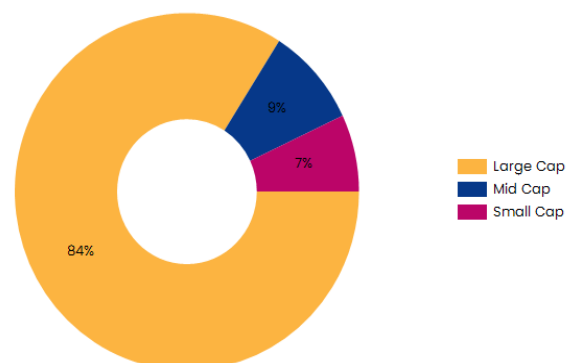
Note: For complete portfolio, please refer website mf.nipponindiaim.com. Current Portfolio Allocation is based on the prevailing market conditions and is subject to changes depending on the fund manager's view of the equity markets. Sector(s) / Stock(s) / Issuer(s) mentioned above are for the purpose of disclosure of the portfolio of the Scheme(s) and should not be construed as recommendation.

Top 5 Sector Holdings: As on April 30, 2024

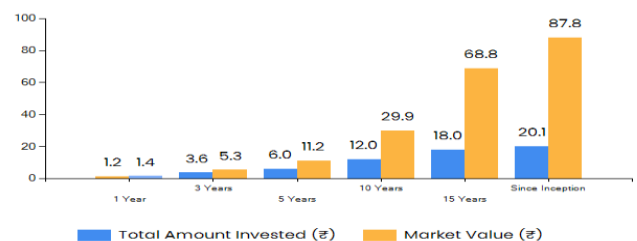


Common Source: MFI

Portfolio Market Capitalisation



SIP Performance



Disclaimer pertaining to SIP Returns:

Past performance may or may not be sustained in the future. Returns on SIP and Benchmark are annualised and cumulative investment return for cash flows resulting out of uniform and regular monthly subscriptions have been worked out on excel spreadsheet function known as XIRR. It is assumed that a SIP of Rs. 10,000/- each executed on 10th of every month for Growth Plan (Regular Plan) has been taken into consideration including the first installment. It may please be noted that load has not been taken into consideration. The amounts invested in SIP and the market values of such investments at respective periodic intervals thereof are simulated for illustrative purposes for understanding the concept of SIP. This illustration should not be construed as a promise, guarantee or a forecast of any minimum returns. The Mutual Fund or the Investment Manager does not assure any safeguard of capital and the illustrated returns are not necessarily indicative of future results and may not necessarily provide a basis for comparison with other investments. SIP does not guarantee or assure any protection against losses in declining market conditions.

Stamp duty @ 0.005% of the transaction value would be levied on applicable mutual fund transactions, with effect from July 01, 2020. Accordingly, pursuant to levy of stamp duty, the number of units allotted on purchase/switch-in transactions (including IDCW reinvestment) to the unitholders would be reduced to that extent. Kindly refer notice cum addendum no. 30, dated June 30, 2020.

General Disclaimer:

Data as on April 30, 2024. Past Performance may or may not be sustained in future. Sector(s)/ Stock(s)/ Issuer(s) mentioned above are for the purpose of disclosure of the portfolio of the scheme(s) and should not be construed as a recommendation. The Fund manager(s) may or may not choose to hold the stock mentioned, from time to time. Investors are requested to consult their financial, tax and other advisors before taking any investment decision(s).

Scheme Performance Summary**Nippon India Large Cap Fund****NAV as on April 30, 2024: ₹80.7215**

Particulars	CAGR %			
	1 Year	3 Years	5 Years	Since Inception
Nippon India Large Cap Fund	42.45	26.03	17.84	13.29
B:S&P BSE 100 TRI	31.10	18.54	16.39	11.82
AB:S&P BSE Sensex TRI	23.23	16.52	15.13	11.37

Value of ₹10000 Invested

Nippon India Large Cap Fund	14,286	20,032	22,745	80,722
B:S&P BSE 100 TRI	13,139	16,664	21,374	64,856
AB:S&P BSE Sensex TRI	12,344	15,827	20,245	60,634

Inception Date : Aug 8, 2007**Fund Manager : Sailesh Raj Bhan (Since Aug 2007), Ashutosh Bhargava (Co-Fund Manager) (Since Sep 2021)**

Note: Different plans shall have a different expense structure. The performance details provided herein are of Growth Plan (Regular Plan).

Performance of other Open Ended Schemes Managed by the same Fund Managers (as on April 30, 2024)**Fund Manager: Sailesh Raj Bhan**

Scheme Names	CAGR (%)					
	1 Year		3 Years		5 Years	
	Scheme	Benchmark	Scheme	Benchmark	Scheme	Benchmark
Nippon India Multi Cap Fund	54.77	47.36	32.74	23.77	21.72	20.83
Nippon India Pharma Fund	50.61	54.16	15.71	15.32	22.71	20.60

Mr. Sailesh Raj Bhan has been managing Nippon India Multi Cap Fund since Mar-2005, Nippon India Pharma Fund since June-2004

Note:

- Mr. Sailesh Raj Bhan manages 3 open-ended schemes of Nippon India Mutual Fund.
- In case the number of schemes managed by a fund manager is more than six, in the performance data of other schemes, the top 3 and bottom 3 schemes managed by fund manager has been provided herein.
- Period for which scheme's performance has been provided is computed basis last day of the month-end preceding the date of advertisement
- Different plans shall have a different expense structure. The performance details provided herein are of Growth Plan (Regular Plan).

Co-Fund Manager: Ashutosh Bhargava

Scheme Names	CAGR (%)					
	1 Year		3 Years		5 Years	
	Scheme	Benchmark	Scheme	Benchmark	Scheme	Benchmark
Top 3						
Nippon India Multi Cap Fund#	54.77	47.36	32.74	23.77	21.72	20.83
Nippon India Quant Fund	46.31	35.91	23.69	19.60	19.60	17.59
Nippon India ELSS Tax Saver Fund#	44.15	38.89	22.50	20.52	15.45	18.02
Bottom 3						
Nippon India Balanced Advantage Fund	24.45	20.63	13.33	12.37	11.74	12.94
Nippon India Equity Savings Fund##	11.89	14.03	9.23	9.72	3.31	9.67
Nippon India Retirement Fund - Income Generation Scheme	11.25	10.75	6.85	7.32	7.59	9.08

Mr. Ashutosh Bhargava has been managing Nippon India Balanced Advantage Fund since May-2018, Nippon India Quant Fund since Sep-2017, Nippon India ELSS Tax Saver Fund since Jul-2020, Nippon India Multi Cap Fund since Sep-2021, Nippon India Equity Savings Fund since Apr-2024

Note:

- a. Mr. Ashutosh Bhargava manages 11 open-ended schemes of Nippon India Mutual Fund.
- b. In case the number of schemes managed by a fund manager is more than six, performance data of other schemes, the top 3 and bottom 3 schemes managed by fund manager has been provided herein.
- c. Period for which scheme's performance has been provided is computed basis last day of the month-end preceding the date of advertisement.
- d. Different plans shall have a different expense structure. The performance details provided herein are of Growth Plan (Regular Plan).

#Co-Fund Manager

The Scheme Returns are inclusive of the impact of Segregation of portfolio in the respective schemes. For impact on NAV on account of Segregation of portfolio, please refer SID/KIM of the relevant Schemes

Performance as on April 30, 2024 | B: Benchmark, AB: Additional Benchmark, TRI: Total Return Index

Past performance may or may not be sustained in the future. Returns on SIP and Benchmark are annualised and cumulative investment return for cash flows resulting out of uniform and regular monthly subscriptions have been worked out on excel spreadsheet function known as XIRR. It is assumed that a SIP of Rs. 10,000/- each executed on 10th of every month for Growth Plan (Regular Plan) has been taken into consideration including the first instalment. It may please be noted that load has not been taken into consideration. The amounts invested in SIP and the market values of such investments at respective periodic intervals thereof are simulated for illustrative purposes for understanding the concept of SIP. This illustration should not be construed as a promise, guarantee or a forecast of any minimum returns. The Mutual Fund or the Investment Manager does not assure any safeguard of capital and the illustrated returns are not necessarily indicative of future results and may not necessarily provide a basis for comparison with other investments. SIP does not guarantee or assure any protection against losses in declining market conditions.

SIP Performance of Equity Schemes (as on April 30, 2024)

Nippon India Large Cap Fund

Period	Since Inception	15 Years	10 Years	5 Years	3 Years	1 Year
Total Amount Invested (₹)	2,010,000	1,800,000	1,200,000	600,000	360,000	120,000
Market Value (₹)	8,781,223	6,882,472	2,985,284	1,118,364	528,239	143,453
Scheme Return (%)	15.83	16.31	17.43	25.44	27.04	40.34
B: S&P BSE 100 TRI Return (%)	14.05	14.38	15.6	20.02	18.88	29.65
AB: S&P BSE Sensex TRI Return (%)	13.52	13.8	14.81	17.5	15.52	21.08

Inception Date: Nippon India Large Cap Fund – 08 August 2007.

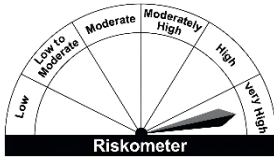
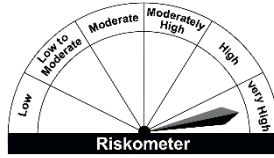
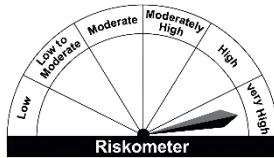
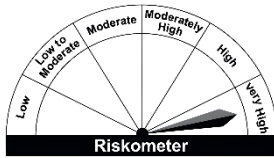

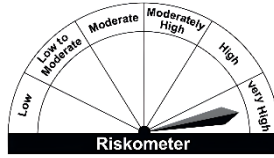
B: Benchmark, **AB:** Additional Benchmark, **TRI:** Total Return Index

TRI - Total Returns Index reflects the returns on the index arising from (a) constituent stock price movements and (b) dividend receipts from constituent index stocks, thereby showing a true picture of returns.

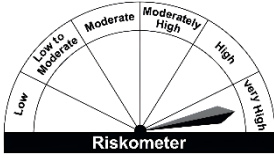
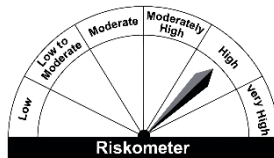

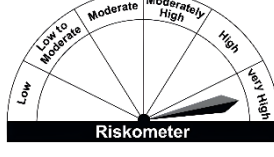

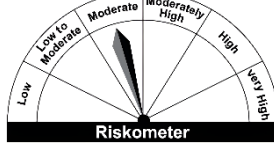
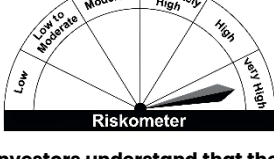
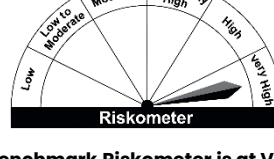
Disclaimer:

Past performance may or may not be sustained in the future. Returns on SIP and Benchmark are annualised and cumulative investment return for cash flows resulting out of uniform and regular monthly subscriptions have been worked out on excel spreadsheet function known as XIRR. It is assumed that a SIP of Rs. 10,000/- each executed on 10th of every month for Growth Plan (Regular Plan) has been taken into consideration including the first instalment. It may please be noted that load has not been taken into consideration. The amounts invested in SIP and the market values of such investments at respective periodic intervals thereof are simulated for illustrative purposes for understanding the concept of SIP. This illustration should not be construed as a promise, guarantee or a forecast of any minimum returns. The Mutual Fund or the Investment Manager does not assure any safeguard of capital and the illustrated returns are not necessarily indicative of future results and may not necessarily provide a basis for comparison with other investments. SIP does not guarantee or assure any protection against losses in declining market conditions.

Product Labels

Name of the Scheme and Benchmark	This product is suitable for investors who are seeking*:	Fund Riskometer	Benchmark Riskometer
Nippon India Multi Cap Fund (Multi Cap Fund - An open ended equity scheme investing across large cap, mid cap, small cap stocks) Benchmark: NIFTY 500 Multicap 50:25:25 TRI	<ul style="list-style-type: none"> • Long Term Capital Growth • Investment In Equity And Equity Related Securities 	 <p>Riskometer</p>	 <p>Riskometer</p>
		Investors understand that their principal will be at Very High risk	Benchmark Riskometer is at Very High risk
Nippon India Quant Fund (An open ended equity scheme investing in quant model theme) Benchmark: S&P BSE 200 TRI	<ul style="list-style-type: none"> • Long Term Capital Growth • Investment In Active Portfolio Of Stocks Selected On The Basis Of A Mathematical Model 	 <p>Riskometer</p>	 <p>Riskometer</p>
		Investors understand that their principal will be at Very High risk	Benchmark Riskometer is at Very High risk
Nippon India ELSS Tax Saver Fund (An open ended equity linked saving scheme with a statutory lock in of 3 years and tax benefit) Benchmark: Nifty 500 TRI	<ul style="list-style-type: none"> • Long Term Capital Appreciation • Investment In Equity And Equity Related Securities. 	 <p>Riskometer</p>	 <p>Riskometer</p>
		Investors understand that their principal will be at Very High risk	Benchmark Riskometer is at Very High risk

*Investors should consult their financial advisers if in doubt about whether the product is suitable for them.

Name of the Scheme and Benchmark	This product is suitable for investors who are seeking*:	Fund Riskometer	Benchmark Riskometer
<p>Nippon India Balanced Advantage Fund (An open ended retirement solution oriented scheme having a lock-in of 5 years or till retirement age whichever is earlier)</p> <p>Benchmark: CRISIL Hybrid 50+50 - Moderate Index</p>	<ul style="list-style-type: none"> • Long Term Capital Growth • Investment In Equity & Equity Related Instruments, Debt, Money Market Instruments And Derivatives. 	 <p>Riskometer</p> <p>Investors understand that their principal will be at Very High risk</p>	 <p>Riskometer</p> <p>Benchmark Riskometer is at High risk</p>
<p>Nippon India Retirement Fund- Wealth Creation Scheme (An open ended retirement solution oriented scheme having a lock-in of 5 years or till retirement age whichever is earlier)</p> <p>Benchmark: S&P BSE 500 TRI</p>	<ul style="list-style-type: none"> • Long Term Growth And Capital Appreciation • Investing Primarily In Equity And Equity Related Instruments And Balance In Fixed Income Securities So As To Help The Investor In Achieving The Retirement Goals 	 <p>Riskometer</p> <p>Investors understand that their principal will be at Very High risk</p>	 <p>Riskometer</p> <p>Benchmark Riskometer is at Very High risk</p>
<p>Nippon India Equity Savings Fund (Number of Segregated Portfolios - 2) (An open ended scheme investing in equity, arbitrage and debt)</p> <p>Benchmark: Nifty Equity Savings Index</p>	<ul style="list-style-type: none"> • Income And Capital Appreciation Over Long Term • Investment Predominantly In Arbitrage Opportunities Between Cash & Derivative Market And In Unhedged Equity 	 <p>Riskometer</p> <p>Investors understand that their principal will be at Moderate risk</p>	 <p>Riskometer</p> <p>Benchmark Riskometer is at Moderate risk</p>
<p>Nippon India Pharma Fund (An open ended equity scheme investing in pharma sector)</p> <p>Benchmark: S&P BSE Healthcare TRI</p>	<ul style="list-style-type: none"> • Long Term Capital Growth • Investment Predominantly In Equity And Equity Related Securities Of Pharma & Other Associated Companies. 	 <p>Riskometer</p> <p>Investors understand that their principal will be at Very High risk</p>	 <p>Riskometer</p> <p>Benchmark Riskometer is at Very High risk</p>

*Investors should consult their financial advisers if in doubt about whether the product is suitable for them.

Mutual Fund Investments are subject to market risks, read all scheme related documents carefully.