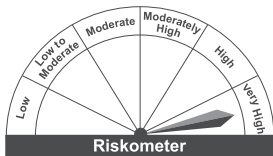
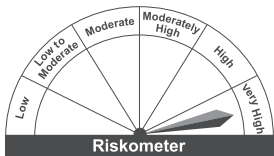




Nippon India Nifty 50 Value 20 Index Fund (An open ended scheme replicating/tracking Nifty 50 Value 20 Index)

Product label

Product label		
<p>This product is suitable for investors who are seeking*:</p> <ul style="list-style-type: none"> Long term capital growth Investment in equity and equity related securities and portfolios replicating the composition of the Nifty 50 Value 20 Index, subject to tracking errors. <p>*Investors should consult their financial advisors if in doubt about whether the product is suitable for them.</p>	<p>Nippon India Nifty 50 Value 20 Index Fund</p>  <p>Riskometer</p> <p>Investors understand that their principal will be at Very High risk</p>	<p>Nifty 50 Value 20 TRI</p>  <p>Riskometer</p> <p>Benchmark Riskometer is at Very High risk</p>

Contents

Why Index Fund?	Page 2
Strategies used through Index based Equity Index Funds	Page 2
Nippon India Nifty 50 Value 20 Index Fund - Investment Objective	Page 2
Current Valuations	Page 2
About the Nifty 50 Value 20 Index	Page 2
Scheme Portfolio - Nippon India Nifty 50 Value 20 Index Fund	Page 3
Scheme Performance of Nippon India Nifty 50 Value 20 Index Fund	Page 3
Performance of other open ended schemes managed by the same fund manager	Page 4
Scheme Features Nippon India Nifty 50 Value 20 Index Fund	Page 4
Product Label	Page 5
Disclaimers	Page 5

Nippon Life India Asset Management Limited (NAM India) is one of the largest asset managers with more than 28 years of experience in managing wealth of investors with a robust distribution network in India.

Why Index Fund?

- ▶ **Less of Ambiguity:** The Index funds investment strategy & stock selection is clearly defined, holding stocks as per the underlying Index in the same weightages (subject to expense ratio & tracking error).
- ▶ **Diversification** – Buying a single unit offers diversification benefit in the entire index companies.
- ▶ **Low Cost** – Generally less expensive than investing in multiple individual securities/active equity fund. (Low cost with respect to Total Expense Ratio)

Strategies used through Index based Equity Index Funds

- ▶ **Liquidity Management** – Index funds can be used for a given percentage of each asset class to provide a liquidity buffer across the asset allocation.
- ▶ **Portfolio Completion** – Index funds allow investors to gain exposure to an asset class that is under-represented in the asset allocation.
- ▶ **Cash Equitization** – Index funds assist in remaining fully invested into equity as per the allocation model, while maintaining liquidity, thus minimizing the cash drag effect on the portfolio.
- ▶ **Portfolio Transitions** – Since index funds are passive funds, they may help maintain market exposure while there are changes in sector/stock allocations in a portfolio, hence avoids the risk of missing any market movement.

Nippon India Nifty 50 Value 20 Index Fund

Investment Objective Nippon India Nifty 50 Value 20 Index Fund

The investment objective of the scheme is to provide investment returns closely corresponding to the total returns of the securities as represented by the Nifty 50 Value 20 Index before expenses, subject to tracking errors. However, there can be no assurance or guarantee that the investment objective of the Scheme will be achieved.

Why Invest in Nippon India Nifty 50 Value 20 Index Fund

- **Value Strategy for Portfolio Construction** – Exposure to quality stocks selected based on key value parameters like high ROCE, low PE Ratio, low PB Ratio and high Dividend Yield
- **Blue Chip Value Companies** – Index contains top 20 fundamentally driven value bluechip companies filtered from Nifty 50 index universe
- **Reduce Risk** – Elimination of non-systematic risks like stock picking and portfolio manager selection, via investing in the Nifty 50 Value 20 stocks
- **Opportunity** – Will allow non demat account holders to seek exposure to 20 value-based stocks from Nifty 50 via investing in Nippon India Nifty 50 Value 20 Index Fund
- **SIP investments** – Investors can avail the benefit of Systematic Investment Plan (SIP)
- **Low Cost** – Exposure to the value stocks via low cost index fund

Current Valuations – Nifty 50 Value 20 Index

Date	Index Level	Price Earning (P/E)	Price to Book (P/B)	Dividend Yield (%)
28th March, 2024 (At Present)	12211.75	19.19	3.58	2.16

Source: www.nseindia.com

About NIFTY 50 Value 20 Index

Overview

The NIFTY50 Value 20 Index is designed to reflect the behaviour and performance of a diversified portfolio of value companies forming a part of NIFTY 50 Index. It consists of the 20 most liquid value blue chip companies listed on NSE. The NIFTY50 Value 20 Index has been computed historically from January 01, 2009.

At the time of rebalancing of shares/ change in index constituents/ change in investable weight factors (IWFs), the weightage of the index constituent (wherever applicable) is capped at 15%. Weightage of such stock may increase beyond 15% between the rebalancing periods.

Eligibility Criteria for Selection of Constituent Stocks

- The company should be a part of NIFTY 50.
- Companies which are IRDA dividend norms compliant shall be considered eligible to be included in the index.
- Companies are selected on the basis of ROCE, PE, PB and DY.
- Companies with relatively lower PE and PB, while higher DY and ROCE are selected.

Index Re-Balancing:

Index is re-balanced on annual basis and implemented from last trading day of December

Source: NSE Indices Ltd.

Note: The performance of the scheme shall be benchmarked to the Total Return (TRI) variant of the Index chosen as a benchmark.

Scheme Portfolio – Nippon India Nifty 50 Value 20 Index Fund as on 31st March, 2024

Sr. No	Stock Name	Weightage (%)	Sr. No	Stock Name	Weightage (%)
1	ICICI Bank Limited	14.96%	12	IndusInd Bank Limited	2.82%
2	Infosys Limited	14.69%	13	Coal India Limited	2.72%
3	Tata Consultancy Services Limited	10.79%	14	Grasim Industries Limited	2.32%
4	ITC Limited	10.43%	15	Hindalco Industries Limited	2.25%
5	State Bank of India	7.93%	16	Tech Mahindra Limited	2.18%
6	HCL Technologies Limited	4.49%	17	Dr. Reddy's Laboratories Limited	2.06%
7	NTPC Limited	4.38%	18	Wipro Limited	1.86%
8	Tata Steel Limited	3.53%	19	Hero MotoCorp Limited	1.69%
9	Power Grid Corporation of India Limited	3.47%	20	Britannia Industries Limited	1.59%
10	Oil & Natural Gas Corporation Limited	2.87%	21	Cash & Other Receivables	0.12%
11	Bajaj Auto Limited	2.85%			
Total					100.00%

Note: The stocks mentioned form a part of the portfolio of the scheme and may or may not form a part of the portfolio in future. Please read Scheme Information Document carefully for more details and risk factors.

Scheme Performance Nippon India Nifty 50 Value 20 Index Fund as on 28th March, 2024

NAV as on March 28, 2024: ₹17.2824

Particulars	CAGR %			
	1 Year	3 Years	5 Years	Since Inception
Nippon India Nifty 50 Value 20 Index Fund	34.05	19.18	NA	19.27
B:Nifty 50 Value 20 TRI	35.31	20.42	NA	20.58
AB:Nifty 50 TRI	30.27	16.35	NA	15.04
Value of ₹10000 Invested				
Nippon India Nifty 50 Value 20 Index Fund	13,383	16,913	NA	17,282
B:Nifty 50 Value 20 TRI	13,509	17,445	NA	17,876
AB:Nifty 50 TRI	13,008	15,736	NA	15,450
Inception Date: Feb 19, 2021				
Fund Manager: Himanshu Mange (Since Dec, 2023)				

As the Scheme has not completed 5 years, the performance details of since inception & 1 and 3 years are provided herein

Performance as on 28th March, 2024

B: Benchmark, AB: Additional Benchmark, TRI: Total Return Index

TRI – Total Returns Index reflects the returns on the index arising from (a) constituent stock price movements and (b) dividend receipts from constituent index stocks, thereby showing a true picture of returns.

Period for which scheme's performance has been provided is computed basis last day of the month-end preceding the date of advertisement.

The performance details provided herein are of Growth Plan (Regular Plan).

Past performance may or may not be sustained in future and the same may not necessarily provide the basis for comparison with other investment. Performance of the schemes (wherever provided) are calculated basis CAGR for the past 1 year, 3 years, 5 years and since inception. IDCWs (if any) are assumed to be reinvested at the prevailing NAV. Performance of the scheme would be Net of Dividend distribution tax, if any. Face value of scheme is Rs.10/- per unit. In case, the start/end date of the concerned period is non-business day (NBD), the NAV of the previous date is considered for computation of returns.

Finance Act 2020 has abolished dividend distribution tax on IDCW declared and paid by Mutual Fund scheme. W.e.f. 01.04.2020 IDCW received from Mutual fund scheme is taxable in the hands of investor and mutual fund scheme is required to withhold tax on IDCW as per applicable rate.

Performance of other open ended schemes managed by the same fund manager as on 28th March, 2024

Scheme Name/s	CAGR %					
	1 Year Return		3 Years Return		5 Years Return	
	Scheme	Benchmark	Scheme	Benchmark	Scheme	Benchmark
TOP 3						
CPSE ETF*	102.50	103.22	52.50	53.17	23.90	24.42
Nippon India ETF Nifty PSU Bank BeES*	89.45	90.63	48.98	49.87	16.05	16.75
Nippon India Nifty Auto ETF*	76.31	76.82	NA	NA	NA	NA
Bottom 3						
Nippon India ETF Nifty Bank BeES*	16.95	17.12	12.82	13.05	9.17	9.68
Nippon India Gold Savings Fund#	10.56	12.54	13.64	15.03	14.65	16.18
Nippon India Silver ETF Fund of Fund#	1.99	3.72	NA	NA	NA	NA

Nippon India Nifty Auto ETF and Nippon India Silver ETF Fund of Fund have not completed 3 & 5 years, the performance details of 1 years are provided herein

Mr. Himanshu Mange has been managing CPSE ETF since Dec 2023

Mr. Himanshu Mange has been managing Nippon India ETF Nifty PSU Bank BeES since Dec 2023

Mr. Himanshu Mange has been managing Nippon India Nifty Auto ETF since Dec 2023

Mr. Himanshu Mange has been managing Nippon India ETF Nifty Bank BeES since Dec 2023

Mr. Himanshu Mange has been managing Nippon India Gold Savings Fund since Dec 2023

Mr. Himanshu Mange has been managing Nippon India Silver ETF Fund of Fund since Dec 2023

Note:

- a. Mr. Himanshu Mange manages 28 open-ended schemes of Nippon India Mutual Fund .
- b. In case the number of schemes managed by a fund manager is more than six, in the performance data of other schemes, the top 3 and bottom 3 schemes managed by fund manager has been provided herein are on the basis of 1 Year CAGR returns
- c. Period for which scheme's performance has been provided is computed basis last day of the month-end preceding the date of advertisement
- d. Different schemes shall have a different expense structure.

#The performance details provided herein are of Growth Plan (Regular Plan).

*The Scheme does not offer any Plans/Options. The performance details are provided at Scheme level using IDCW Reinvestment NAV's.

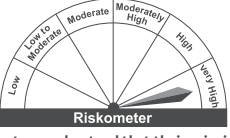
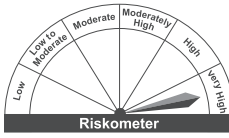



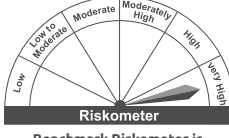
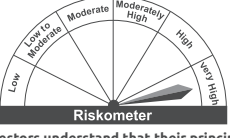
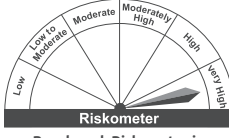


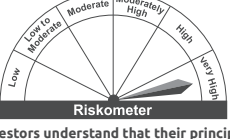

Past performance may or may not be sustained in future and the same may not necessarily provide the basis for comparison with other Investment. IDCWs (if any) are assumed to be reinvested at the prevailing NAV. Performance of the scheme would be Net of Dividend distribution tax, if any. Face value of Nippon India ETF Nifty PSU Bank BeES and Nippon India ETF Nifty Bank BeES is Re.1/- per unit. Face Value of other schemes is Rs.10/- per unit. In case, the start/end date of the concerned period is non-business day (NBD), the NAV of the previous date is considered for computation of returns.

Finance Act 2020 has abolished dividend distribution tax on IDCW declared and paid by Mutual Fund scheme. W.e.f. 01.04.2020 IDCW received from Mutual fund scheme is taxable in the hands of investor and mutual fund scheme is required to withhold tax on IDCW as per applicable rate.

Scheme Features of Nippon India Nifty 50 Value 20 Index Fund

Nature of Scheme	An open ended scheme replicating/tracking Nifty 50 Value 20 Index
Benchmark	Nifty 50 Value 20 TRI
Fund Manager	Himanshu Mange (Since Dec, 2023)
Inception Date	February 19, 2021
Indicative Asset Allocation	Securities constituting Nifty 50 Value 20 Index : 95%-100%, Money Market instruments, Reverse repo and / or Tri-party Repo on government securities or T-bills and/or Schemes which invest predominantly in the money market securities or Liquid Schemes* 0%-5% *The Fund Manager may invest in Liquid Schemes of Nippon India Mutual Fund. However, the Fund Manager may invest in any other scheme of mutual fund registered with SEBI, which invest predominantly in the money market securities. Please refer Scheme Information Document for more details.
Transparency/NAV Disclosure	Nippon India Mutual Fund shall declare the Net asset value of the scheme on every business day on AMFI's website www.amfiindia.com by 11:00 p.m. on the day of declaration of the NAV and also on mf.nipponindiaim.com
Load Structure	Entry Load: Not Applicable Exit Load: Nil
Minimum Application Amount	Minimum amount of Rs.5,000 and in multiples of Re.1 thereafter. Additional amount of Rs.1,000 and in multiples of Re.1 thereafter.
Options	Growth Option and Income Distribution cum Capital Withdrawal Option

Product Label

Scheme Name	This Product is suitable for Investors who are Seeking*	Fund Riskometer	Benchmark Riskometer
CPSE ETF (An Open-ended Index Exchange Traded Fund) Benchmark : Nifty CPSE TRI	<ul style="list-style-type: none"> Long-term capital appreciation Investment in Securities covered by the Nifty CPSE Index. 	 Riskometer Investors understand that their principal will be at Very High risk	 Riskometer Benchmark Riskometer is at Very High risk
Nippon India ETF Nifty PSU Bank BeES (An open ended index scheme, listed on the Exchange in the form of an Exchange Traded Fund (ETF) tracking the Nifty PSU Bank Index) Benchmark : Nifty PSU Bank TRI	<ul style="list-style-type: none"> Long-term capital appreciation Investment in Securities covered by Nifty PSU Bank Index 	 Riskometer Investors understand that their principal will be at Very High risk	 Riskometer Benchmark Riskometer is at Very High risk
Nippon India Nifty Auto ETF (An open ended scheme replicating/tracking Nifty Auto Index) Benchmark : Nifty Auto TRI	<ul style="list-style-type: none"> Long term capital growth Investment in equity and equity related securities and portfolios replicating the composition of Nifty Auto Index, subject to tracking errors 	 Riskometer Investors understand that their principal will be at Very High risk	 Riskometer Benchmark Riskometer is at Very High risk
Nippon India ETF Nifty Bank BeES (An Open Ended Index Exchange Traded Scheme) Benchmark : Nifty Bank TRI	<ul style="list-style-type: none"> Long-term capital appreciation Investment in Securities covered by Nifty Bank Index 	 Riskometer Investors understand that their principal will be at Very High risk	 Riskometer Benchmark Riskometer is at Very High risk
Nippon India Gold Savings Fund (An open ended Fund of Fund Scheme) Benchmark : Domestic Price of Gold	<ul style="list-style-type: none"> Long term capital growth Returns that are commensurate with the performance of Nippon India ETF Gold BeES through investment in securities of Nippon India ETF Gold BeES 	 Riskometer Investors understand that their principal will be at High risk	 Riskometer Benchmark Riskometer is at High risk
Nippon India Silver ETF Fund of Fund (FOF) (An Open Ended Fund of Fund scheme investing in units of Nippon India Silver ETF.) Benchmark : Domestic Price of Silver (based on LBMA Silver daily spot fixing price)	<ul style="list-style-type: none"> Long term capital growth Returns that are commensurate with the performance of Nippon India Silver ETF through investment in units of Nippon India Silver ETF 	 Riskometer Investors understand that their principal will be at Very High risk	 Riskometer Benchmark Riskometer is at Very High risk

*Investors should consult their financial advisors if in doubt about whether the product is suitable for them.


Risk factors: The scheme invests in equity instrument and hence carries risk inherent in equities. Trading volumes, settlement periods and transfer procedures may restrict the liquidity of the investments. Investment in Money Market is subject to liquidity, credit, interest rate & reinvestment risk. For further Scheme specific risk factors, please refer the scheme information document.

Disclaimers

The views expressed herein constitute only the opinions and do not constitute any guidelines or recommendation on any course of action to be followed by the reader. This information is meant for general reading purposes only and is not meant to serve as a professional guide for the readers. Certain factual and statistical (both historical and projected) industry and market data and other information was obtained by NAM India from independent, third-party sources that it deems to be reliable, some of which have been cited above. However, NAM India has not independently verified any of such data or other information, or the reasonableness of the assumptions upon which such data and other information was based, and there can be no assurance as to the accuracy of such data and other information. Further, many of the statements and assertions contained in these materials reflect the belief of NAM India, which belief may be based in whole or in part on such data and other information.

The Sponsor, the Investment Manager, the Trustee or any of their respective directors, employees, associates or representatives do not assume any responsibility for, or warrant the accuracy, completeness, adequacy and reliability of such information. Whilst no action has been solicited based upon the information provided herein, due care has been taken to ensure that the facts are accurate and opinions given are fair and reasonable. This information is not intended to be an offer or solicitation for the purchase or sale of any financial product or instrument. Recipients of this information should rely on information/data arising out of their own investigations. Readers are advised to seek independent professional advice, verify the contents and arrive at an informed investment decision before making any investments.

None of the Sponsor, the Investment Manager, the Trustee, their respective directors, employees, associates or representatives shall be liable for any direct, indirect, special, incidental, consequential, punitive or exemplary damages, including lost profits arising in any way from the information contained in this material. The Sponsor, the Investment Manager, the Trustee, any of their respective directors, employees including the fund managers, associates, representatives including persons involved in the preparation or issuance of this material may from time to time, have long or short positions in, and buy or sell the securities thereof, of company(ies) / specific economic sectors mentioned herein.



Mutual Fund investments are subject to market risks, read all scheme related documents carefully.