


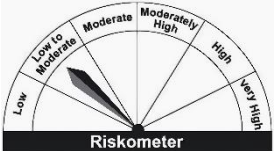
Nippon India Short Term Fund

(An open ended short term debt scheme investing in instruments such that the Macaulay duration of the portfolio is between 1 to 3 years. Relatively High interest rate risk and moderate Credit Risk)

Investment Horizon: 1 - 3 years

Contact your Mutual Fund Distributor | Call 1860 266 0111#,
91-22-6925 9696# (For investors outside India) |
Visit mf.nipponindiaim.com

#Charges applicable.

Product label			Potential Risk Class			
<p>This product is suitable for investors who are seeking*</p> <ul style="list-style-type: none"> Income over short term Investment in debt & money market instruments with portfolio Macaulay Duration between 1- 3 years <p>*Investors should consult their financial advisors if in doubt about whether the product is suitable for them.</p>	<p>Nippon India Short Term Fund</p>  <p>Riskometer</p> <p>Investors understand that their principal will be at Moderate risk</p>	<p>CRISIL Short Duration Debt A-II Index</p>  <p>Riskometer</p> <p>Benchmark Riskometer is at Low to Moderate risk</p>	Credit Risk →	Relatively Low (Class A)	Moderate (Class B)	Relatively High (Class C)
			Interest Rate Risk ↓			
			Relatively Low (Class I)			
			Moderate (Class II)			
Relatively High (Class III)			B-II			

Mutual Fund investments are subject to market risks, read all scheme related documents carefully.

About Nippon India Short Term Fund

The primary investment objective of the scheme is to generate stable returns for investors with a short term investment horizon by investing in Debt & Money Market Instruments.

Current Investment Strategy

- ❖ The fund investments would predominantly be into corporate bonds, G-Secs and money market instruments predominantly into 1 - 5 years duration bucket
- ❖ Strategy is to enhance returns through asset allocation and shape of the yield curve
- ❖ Better credit quality assets (75-85% AAA); 70-100% in upto 3 years assets and 0-30% in 3 to 5 years assets, 15-20% tactical allocation to G-Secs/SDLs based on absolute yield and spread views
- ❖ The fund would run moderate duration strategy, which would be maintained in the range of 1.25 years to 2.75 years

Note: Above mentioned current investment strategy is based on the prevailing market conditions and is subject to change within the limits of the SID basis the fund manager's view.

Who should invest?

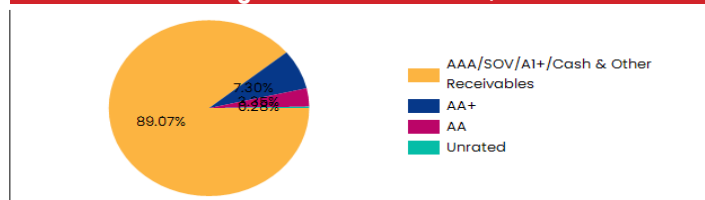
- ❖ Investors seeking accrual return with the potential for moderate capital gains along with downward curve shift and steepness would aid relatively better returns
- ❖ Investors seeking protection in rising yields scenario due to roll down benefit and high absolute yields
- ❖ Ideal for Investors with moderate appetite for volatility and investment horizon of around 1 - 3 years

Inception Date	December 18, 2002
Fund Manager[#]	Sushil Budhia, Vivek Sharma
Minimum Application Amount	Rs. 5,000 & in multiples of Re.1 thereafter
Benchmark	CRISIL Short Duration A-II Index
Month end AUM as on March 31, 2024	Rs. 5,523.79 Crs
Plans & Options	i) Growth Plan/Direct Plan - Growth Plan: Growth Option ii) a) IDCW Plan/ Direct Plan - IDCW Plan - IDCW Option b) IDCW Plan/ Direct Plan - IDCW Plan with the frequency of Monthly, Quarterly) Both the above mentioned IDCW plan/ Direct Plan - IDCW Plan offers Payout of IDCW and Reinvestment of IDCW facility.
Exit Load^{**} (** If charged, the same shall be credited to the scheme immediately net of goods & service tax, if any)	Nil

#Kinjal Desai : Dedicated Fund Manager for Overseas Investments

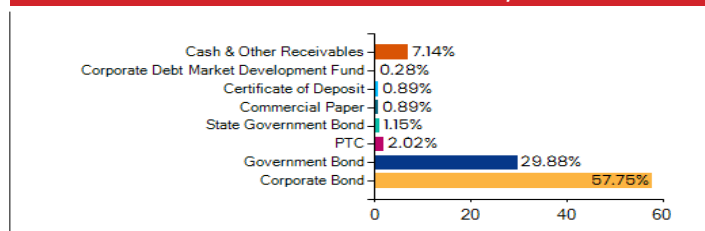
Note- IDCW: Income Distribution cum capital withdrawal Options/Plans.

Rating Profile as on March 31, 2024



The emphasis of the fund is to invest predominantly into high rated AAA and equivalent securities which aims to generate a healthy risk return ratio.

Asset Allocation as on March 31, 2024



Scheme Attributes as on March 31, 2024

Weighted Average YTM*	7.74%
Weighted Average Maturity	3.41 Years
Modified Duration	2.70 Years


*In case of semi annual YTM, it has been annualised

Portfolio as on March 31, 2024

Company/Issuer	Rating	% of Assets
Certificate of Deposit		
Axis Bank Limited	CRISIL A1+	0.89%
Commercial Paper		
HDFC Bank Limited	CRISIL A1+	0.89%
Corporate Bond		
National Bank For Agriculture and Rural Development	ICRA AAA/CRISIL AAA	7.69%
REC Limited	CRISIL AAA	7.4%
Small Industries Dev Bank of India	ICRA AAA/CRISIL AAA	6.98%
Power Finance Corporation Limited	CRISIL AAA	4.23%
LIC Housing Finance Limited	CRISIL AAA	3.63%
Muthoot Finance Limited	CRISIL AA+	3.61%
Bharti Telecom Limited	CRISIL AA+	3.2%
India Grid Trust InvIT Fund (India Grid Trust Group)	CRISIL AAA	2.88%
Tata Capital Limited	ICRA AAA/CRISIL AAA	1.99%
PNB Housing Finance Limited	CARE AA	1.81%
Titan Company Limited	CRISIL AAA	1.81%
Grasim Industries Limited	CRISIL AAA	1.63%
Samvardhana Motherson International Limited	FITCH AAA	1.63%
360 One Prime Limited	CRISIL AA	1.54%
Mahindra & Mahindra Financial Services Limited	CRISIL AAA	1.26%
HDB Financial Services Limited	CRISIL AAA	1.17%
Summit Digital Infrastructure Limited (BROOKFIELD GROUP)	CRISIL AAA	0.91%
Tata Communications Limited	CARE AAA	0.9%
Larsen & Toubro Limited	CRISIL AAA	0.63%
Tata Capital Housing Finance Limited	CRISIL AAA	0.61%
Power Grid Corporation of India Limited	CRISIL AAA	0.57%
HDFC Bank Limited	CRISIL AAA	0.57%
The Federal Bank Limited	CARE AA+	0.49%
Pipeline Infrastructure Private Limited	CRISIL AAA	0.29%
NTPC Limited	CRISIL AAA	0.22%
NHPC Limited	CARE AAA	0.05%
India Infradebt Limited (India Infradebt Limited)	CRISIL AAA	0.02%
Government Bond		
Government of India	SOV	29.88%
State Government Bond		
State Government Securities	SOV	1.15%
Corporate Debt Market Development Fund		
Corporate Debt Market Development Fund Class A2		
Sansar Trust (PTC of pools from Shriram Transport Finance Corporation)	ICRA AAA(SO)	1.35%
First Business Receivables Trust (Mukesh Ambani Group (PTC backed by receivables from Reliance group entities))	CRISIL AAA(SO)/CRISIL AAA(SO)	0.67%
Cash & Other Receivables		
Grand Total		
		100%

Risk factors: Trading volumes and settlement periods may restrict liquidity in equity and debt investments. Investment in Debt is subject to price, credit, and interest rate risk. The NAV of the Scheme may be affected, inter alia, by changes in the market conditions, interest rates, trading volumes, settlement periods and transfer procedures. The NAV may also be subjected to risk associated with investment in derivatives, foreign securities or script lending as may be permissible by the Scheme Information Document.

Disclaimers: The information herein above is meant only for general reading purposes and the views being expressed only constitute opinions and therefore cannot be considered as guidelines, recommendations or as a professional guide for the readers. Before making any investments, the readers are advised to seek independent professional advice, verify the contents in order to arrive at an informed investment decision. None of the Sponsor, the Investment Manager, the Trustee, their respective directors, employees, associates or representatives shall be liable in any way for any direct, indirect, special, incidental, consequential, punitive or exemplary damages, including on account of lost profits arising from the information contained in this material.



Mutual Fund Investments are subject to market risks, read all scheme related documents carefully.